

FAST AND PRECISE ELEMENTAL SCREENING IN PETROLEUM COKE AND COAL

Petroleum Coke (also referred to as petcoke), a byproduct of the oil refining process, is typically sold and used as either fuel or material for anodes in the aluminum and steel industries, amongst others. However, petcoke may contain high levels of sulphur and a variety of metals which have the potential to cause fouling and damage to both the environment and refining equipment. In addition, high sulphur and/or metal content in petcoke reduces its usefulness for certain applications, which in turn reduces its value. Similarly, mined coal may contain varying levels of sulphur which will determine its quality and uses, and thus its value.

CHALLENGE

Though there are a number of existing ASTM and ISO test methods available to determine the elemental concentrations of the sulphur and metal content in petcoke and coal, these methods require significant sample preparation and specialized operator skills. Such methods can be difficult and time-consuming, and the time from sample prep to results can take hours. In addition, some of these methods require ashing of the product prior to analysis which uses specialized gases. These sample preparation steps are time consuming and require additional reagents. When ashing a sample, you may not receive a true representation of the composition of the raw material. Other methods, including XRF, require the fusing, blending and pressing of the sample into pellets or tablets which requires additional reagents, processing time, equipment and specialized training.

SOLUTION

Petra MAX, an elemental analyzer powered by monochromatic EDXRF (HDXRF®), provides a unique vertical sample introduction system and delivers precise and fast measurement of sulphur and

metals in powder matrices with minimal sample preparation. This is an ideal solution to determine the sulphur and metal content in petcoke and coal, with sample preparation being easy to master and results in as little as 5 minutes.

Throughout this paper, we will review the results from recent studies of petcoke and coal using Petra MAX.

EXPERIMENT

Both the petcoke and coal samples were ground, mixed and prepared into standard XRF cups with Etnom® film. For best results, XOS recommends grinding the sample to 325 mesh or finer. Fill the sample cup to at least ¾ full, apply the film, and then tap the samples on their sides, as shown in **Figure 1**. Tapping the sample helps to compress the powder to minimize air gaps between particles, which can impact results. Petra MAX's vertical sample system allows for better compaction of powdered samples without bowing the film. In addition, the sample system is beneficial for hydrocarbon samples as it directs the sample spills away from critical components, such as the detector, and into a drip tray.

The samples were analyzed ten times for 300s using repeatability conditions. Between repeat measurements, the sample film was replaced on the sample cup, and then the sample cup was shaken and tapped before placing it back in the analyzer. See **Tables 1 and 2** for results.

RESULTS

The measurement results in **Table 1** demonstrate precise results as evidenced by a low relative standard deviation (%RSD) of <10% for each of the measured elements.

The repeatability of Petra MAX can be compared with ASTM D6376 repeatability. Although Petra MAX does not comply with this method, as D6376 is a wavelength dispersive XRF method (WDXRF), Petra MAX does demonstrate repeatability that is within the method precision. This can be observed by comparing the r_{actual} which is the difference between the maximum and minimum measurement values for each element, with the calculated D6376 precision (r_{D6376}), both of which are listed in **Table 1**. The data in **Table 2** shows a very similar high level for precision of sulphur in coal with an RSD of less than 1%.

Figure 2: Ground Samples Used in the Experiment




Table 1 – Sulphur (wt%) and metals (ppm) in Petcoke

Measurement	S (WT%)	Ca (ppm)	V (ppm)	Mn (ppm)	Fe (ppm)	Ni (ppm)
1	1.85	23.64	184	1.66	45.89	157
2	1.85	23.43	187	1.64	47.04	160
3	1.82	22.07	183	1.62	50.00	157
4	1.86	22.35	182	1.61	53.91	158
5	1.92	24.29	192	1.71	49.43	163
6	1.83	22.89	185	1.71	53.81	159
7	1.81	23.21	187	1.66	49.79	159
8	1.93	25.31	198	1.88	52.94	167
9	1.89	22.13	189	1.76	45.47	160
10	1.82	21.99	180	1.59	44.33	158
average	1.86	23.13	187	1.68	49.26	160
std dev	0.05	1.08	5	0.09	3.52	3
%RSD	2.4%	4.68%	2.83%	5.13%	7.15%	1.93%
maximum	1.9	25.31	198	1.88	53.91	167
minimum	1.8	21.99	180	1.59	44.33	157
r _{actual}	0.12	3.32	18	0.29	9.58	10
r _{D6376}	0.12	9	24	2	19	10

Table 2 – Sulphur (wt%) in Coal


Measurement	S (wt%)
1	0.48
2	0.49
3	0.49
4	0.49
5	0.49
6	0.49
7	0.49
8	0.49
9	0.49
10	0.49
average	0.49
std dev	0.01
%RSD	0.72%

Petra MAX was calibrated with a combination of LECO and NIST sulphur and coal standards prior to analysis.

CONCLUSION

The results from both studies demonstrate that Petra MAX delivers precise results for sulphur in coal, as well as sulphur and metals in petcoke. This solution does not require the complex sample preparation, specialized skills, and additional chemicals and reagents as other methods and techniques. In addition, you can achieve results in 5 minutes or less—an ideal screening solution for these applications.

Figure 1:



NOTE 1: For best results when using Petra MAX, it is recommended that the cup be almost completely filled prior to applying the film. This will result in the cup being at least 50% full in the vertical position after tapping to remove the air gaps so that the compacted powdered sample is within the analyzer focal point (which is about of the way up from the bottom edge of the cup, as indicated by the hole in the sample basket in **Figure 1**). Lastly, if using Petra MAX Autosampler, it is recommended to run only one petcoke or coal sample at a time using a vent clip so that the ground, packed sample remains in the correct orientation and packed tightly throughout the analysis.

Sample Preparation Continued

For similar powder applications, we typically recommend three repeat determinations at 100s, and then each be averaged and reported as a single result. While this is true when analyzing samples with percent level components, it is less applicable when the desired measurement components are present at ppm level concentrations. This is because a 300s measurement time is recommended for lower concentrations to achieve accurate measurements. If measurement time is not of concern, the average of three 300s determinations can be used to obtain a more precise and accurate measurement. If the sample is only being measured for percent level sulphur, a 100s measurement time is sufficient. In this case, use the average of three 100s determinations as a single test result. See below for procedural details.

XRF analyzers function best when analyzing homogenous samples, as the measurement results come from a relatively small focal

point on the sample. For finished liquid hydrocarbon fuels, such as diesel or gasoline, this is generally not an issue as they tend to be homogeneous. Unfortunately, petcoke and coal tend to be inherently non-homogenous, which is why it is necessary to grind the sample to a fine powder and mix as well as possible before analysis. However, even grinding the powder to a very fine mesh size and mixing thoroughly may not be enough to ensure consistent results, especially if the sulphur or metals are still not evenly distributed in the sample. For this reason, in addition to grinding, mixing and tapping to remove air, the following procedure can be used to improve overall data quality for powder matrices:

- Prepare the sample using the recommended practices described above. Tap the sample on its side to compress the powder and eliminate air gaps, then introduce into Petra MAX in the correct orientation (using a vent clip for autosampler analysis). Measure for 300s for both trace metals and sulphur, or 100s if only measuring for sulphur.
- Prepare a second sample following the same process as above, or, using the first sample, shake to mix the powder, then re-tap the sample as before. Insert into Petra MAX and measure for 300s or 100s.
- Prepare a third sample or reanalyze the first sample again using the procedure above.
- Report the average of the three determinations as the measurement result. **This will ensure that the user gets a more accurate value, that is, a value that is more consistent with the true value of the entire sample.**

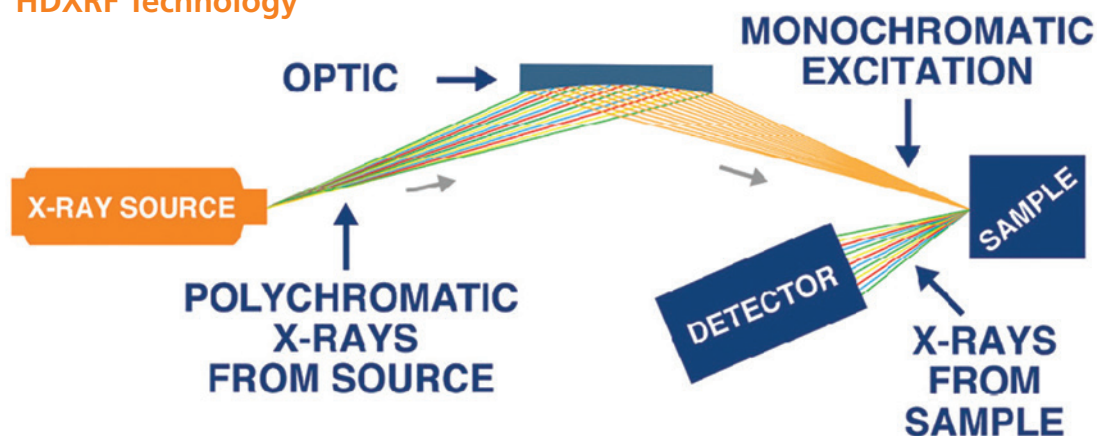
PETRA MAX

Petra MAX delivers ASTM D4294 and ISO 8754 sulphur analysis alongside rapid measurement of 12 other elements including compliance with ASTM D8252 for nickel and vanadium. Petra is powered by High Definition X-ray Fluorescence (HDXRF[®]) which delivers higher performance over traditional XRF. Additionally, Petra analyzers now come with the option for autosampler add-ons, utilizing a unique vertical sample slide that allows for one-of-a-kind continuous sample loading. Petra analyzers offer updated software featuring customizable measurement presets, several data output settings, on-screen averaging, LIMS connectivity and more. Petra MAX also allows users to work within a wide variety of applications by measuring all 13 elements in hydrocarbon matrices including crude oil, naphtha, gasoline, and jet fuel, as well as water, catalyst, coal and petroleum coke samples.

HDXRF[®] (Monochromatic EDXRF)

HDXRF is an elemental analysis technique that offers significantly enhanced detection performance over traditional Energy Dispersive X-ray Fluorescence (EDXRF) technology by applying state-of-the-art monochromating and focusing optics. These optics make for dramatically higher signal-to-background ratios compared to polychromatic X-ray fluorescence. The diagram below showcases the use of focused monochromatic excitation within the configuration of an HDXRF-equipped analyzer.

HDXRF Technology



Petra MAX Autosampler

Petra MAX Autosampler boasts a truly unique design with a vertical sample slide that delivers continuous sample loading. The sample slide can accommodate up to 8 samples at one time and users can add samples without interrupting the current measurement. In addition to its unique sample introduction, Petra MAX Autosampler couples this improved workflow with optional sample tracking. X-ID sample cups come with a unique QR-code to identify each sample. Users simply scan the QR-coded sample cup with a handheld scanner and the analyzer scans the sample again when it reaches the measurement chamber, ensuring the correct sample name and measurement parameters are paired with results. Users can eliminate data errors and add urgent samples to the queue as needed. The sample tracking is accomplished by using an internal camera that matches the QR-code on the sample cup with the saved scan information logged in the interface. By using a QR-code, the user can fully integrate with their LIMS system while also removing the need to manually transcribe their sample ID. The Autosampler is an optional add-on feature and users have the option to use X-ID Sample Cups (QR-coded) or standard XRF cups.



Contact Details

Julian Doug van Berkum, Technical Sales & Applications Specialist

Satbir Nayar, Senior Product Manager

1.518.880.1500 • info@xos.com • xos.com

